
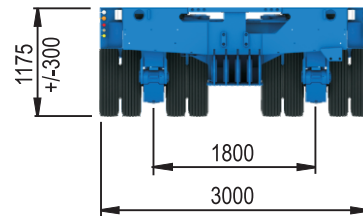
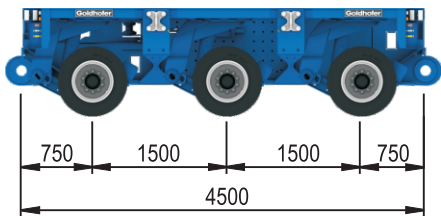


Technical Data Sheet:

- longitudinally and laterally combinable bogie module
- box-shaped center frame with integrated air and hydraulic oil tanks
- high point load capacity on center frame and closed chassis outer fields
- in front and at rear bolt-ear-coupling for longitudinal combinations
- pendular wheelsets mounted onto the chassis by means of ball bearing slewing rings
- tires 215/75 R 17.5 (8 per axle line)
- hydraulic axle stroke ± 300 mm
- hydro-pneumatic gas accumulator suspension
- hose rupture safety valves on all wheelsets
- hydro-mechanic two-circuit all-wheel force steering integrated into the chassis
- maximum steering angle $\pm 55^\circ$ in all driving heights
- steering by one pair of frame-integrated cylinders
- two-line all-wheel air brake and spring-loaded parking brake
- complete fourfold piping for optimum module combinability



Speed (km/h)	Axle load (kg)	Net weight (kg)	Payload (kg)
0,5	45.000	10.650	124.350
1	42.200	10.650	115.950
5	36.600	10.650	99.150
10	31.400	10.650	83.550
20	26.100	10.650	67.650
30	21.800	10.650	54.750
40	20.000	10.650	49.350
45	18.600	10.650	45.150
50	18.400	10.650	44.550
62	18.000	10.650	43.350
80	16.400	10.650	38.550